



DELTA DE3 Valve Family

The DELTA DE3 double valve family consists of

- The standard DELTA DE3 valve
- The change-over version DELTA DEU3
- The tank-outlet version DELTA DET3

It combines all the advantages of a modern mix proof valve: Water hammer safe, low leakage design as well as easy service and maintenance. The DELTA DE3 is EHEDG approved. For applications that do not require a seat lifting device, the DELTA DE3 provides a cost effective alternative to the advanced technology of the DELTA DA3+ valve.

Characteristics

The DELTA DE3 valve is designed for hygienic applications, typically in the brewing, beverage and dairy industries as well as chemicals and pharmaceuticals.

Application Range

The DELTA DE3 valve family is perfect for installation into any hygienic process plant where safe separation of media from each other or from CIP fluid must be ensured. Any leakage that might occur is safely drained off to the atmosphere, which makes it easy to identify leakages.

The inside surfaces are cleaned during pipe cleaning and the leakage chamber is cleaned by the built-in spray nozzle.

Features and Benefits

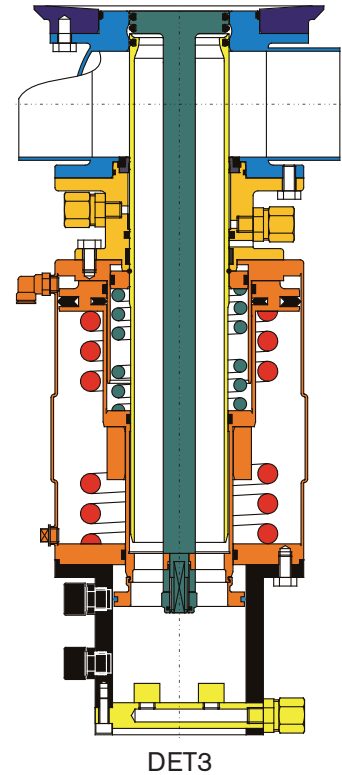
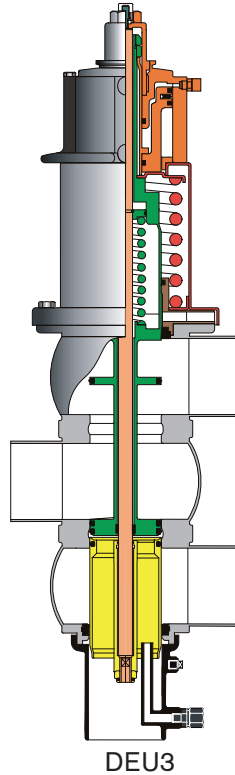
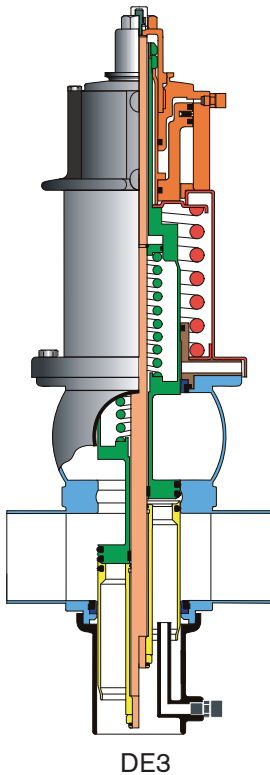
- Two independent seat sealing arrangements and separation cavity with discharge to atmosphere.
- Upper and lower valve shaft can be cleaned as well
- No sump or dome due to the smooth ball shaped valve housing design. This ensures easy cleanability and short cleaning time
- Safe against water hammer. Balanced upper and lower valve shafts maintaining the integrity of the valve even in case of a water hammer.
- Minimized operating leakages. The limited residual fluid trapped between the seat and the valve shafts drains off to the atmosphere via the leakage cavity only when the valve closes.
- The neutral area between the two valve seats is efficiently cleaned by means of a built-in spray nozzle
- No gap (crevice) between seal and seal groove where product could get trapped. Identification numbers are marked on profile seals prevent the installation of incorrect seals.
- Compact and ergonomic design facilitates installation and maintenance and the footprint, especially for the manifolds, is reduced
- The DELTA DE3 valve family is designed to be NC (Normally closed)
- No compressed air required for service.
- All seat seals, as well as shaft seals are identical, which means that inventory costs can be kept at a minimum
- Seal sizes are grouped over several valve sizes, for example same kit for group I (DN40, 50, 65 + 1,5", 2", 2,5", 3") group II (DN80, 100 + 4") and group III (DN125, 150 + 6")
- The valve actuator is completely maintenance free and covered by a five-year APV guarantee

Options

The balancer of the upper valve shaft and the outer surfaces of the lower valve shaft can be cleaned if necessary. This option is built into the standard valve but needs additional fittings to function. The extra fittings are easily mounted to the standard valve.

Control units

DELTA DE3 valves are optionally available with APV Control Unit technology for connection to the PLC system including Direct Wired, ASi-bus, Profibus or DeviceNet control alternatives.



Technical data	DE3	DEU3	DET3
Sizes	1.5"-4" + 6" OD tube DN40-DN150	1.5"-4" OD tube DN40-DN100	1.5"-4" OD tube DN40-DN100
Product wetted parts	AISI 316L		
Non-product wetted parts	AISI 304 and Polypropylen		
Seal materials	Standard EPDM Optional FPM and HNBR All elastomer and plastic seal materials conform to the FDA requirements		
Max. temperature	EPDM and HNBR 135°C and short time 140°C FPM 135°C for oil and air (not recommended for hot water, products with high water content and steam)		
Max. line pressure	10 bar		
Min. control air pressure	6 bar		
Max. control air pressure	10 bar		
Max. tank pressure	NA	NA	5 bar

APV, An SPX Brand
 Zechenstrasse 49, D-59425 Unna
 Phone: +49 (0) 23 03/ 108-0 Fax: +49 (0) 23 03 / 108-210

For more information about our worldwide locations, approvals, certifications, and local representatives, please visit www.apv.com.

SPX Corporation reserves the right to incorporate our latest design and material changes without notice or obligation. Design features, materials of construction and dimensional data, as described in this bulletin, are provided for your information only and should not be relied upon unless confirmed in writing.

Issued: 1/2010 8000-03-01-2010-GB Copyright © 2008, 2010 SPX Corporation

SPX[®]
 WHERE IDEAS MEET INDUSTRY